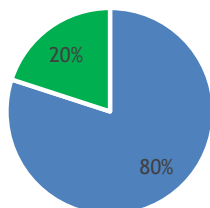


Singlife Model Portfolios Factsheet - December 2023

Model Portfolios advised by abrtn Asia Limited (“abrtn Asia”)

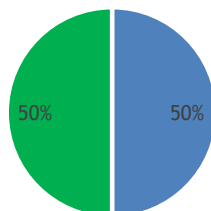


Singlife Conservative



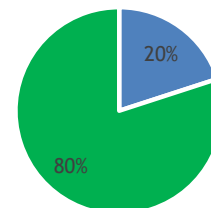
The objective of this portfolio is to achieve long term growth with some tolerance for volatility. The Singlife Conservative Portfolio aims to be the lowest risk fund in this range.

Singlife Balanced



The objective of this portfolio is to achieve long term growth with a moderate tolerance for volatility. The Singlife Balanced Portfolio aims to be the middle risk portfolio in this range.

Singlife Dynamic



The objective of this portfolio is to achieve long term growth with a high tolerance for volatility. The Singlife Dynamic Portfolio aims to be the highest risk portfolio in this range.

■ Fixed Income ■ Equities

Portfolios Allocation

Funds	Singlife Conservative	Singlife Balanced	Singlife Dynamic
Fixed Income			
Neuberger Berman Strategic Income Fund SGD-H	35%	24%	11%
United SGD Fund	42%	23%	6%
BlackRock Global Funds - US Dollar High Yield Bond Fund SGD-H	2%	2%	2%
United Asian High Yield Bond Fund SGD-H	1%	1%	1%
Equities			
United Global Growth Fund	1%	2%	5%
Allianz Best Styles Global Equity SGD-H	4%	11%	16%
Nikko AM Shenton Global Opportunities Fund	6%	13%	20%
Fidelity Funds - World Fund	4%	11%	15%
Eastspring Investments - Global Low Volatility Equity Fund	2%	6%	13%
JPMorgan Funds - Asia Pacific Equity Fund	2%	6%	10%
abrtn All China Sustainable Equity Fund	1%	1%	1%

Source: abrtn Asia. As at 31/12/2023. The portfolios allocation may change from time to time, at the discretion of the Asset Manager. Figures may not always sum up to 100% due to rounding. This information should not be considered a recommendation to purchase or sell any security or an indication of future performance.

Singlife Model Portfolios Factsheet - December 2023

Model Portfolios advised by abrdn Asia



Portfolios Performance

Portfolios	1-Month	3-Month	YTD	1-Year	3-Years (annualized)	Since Inception [^] (annualized)
Singlife Conservative	1.95	3.80	5.50	5.50	-1.58	0.26
Singlife Balanced	2.34	4.09	5.83	5.83	-1.40	1.11
Singlife Dynamic	2.67	4.29	5.62	5.62	-0.95	1.86

Source: abrdn Asia. As at 31/12/2023.

[^]Since Inception: 29/07/2020.

The table above sets out the gross model performance returns (BEFORE investment management fees, administration fees, advisory fees and taxes) for the Portfolio. Had such fees been deducted, returns would have been lower.

The performance of the model portfolios may differ from the actual portfolios held by the individual investor.

The performance returns have been calculated on a daily basis and are accumulated for the period shown.

Performance returns are shown as annualised if the period is over 1 year, or as total returns otherwise.

Past performance is not a guide to future results.

Singlife Model Portfolios Factsheet - December 2023

Model Portfolios advised by abrtn Asia



Important Information

With effect from 1 January 2022, Aviva Ltd and Singapore Life Pte. Ltd. (Singlife) came together to create a leading financial services company in Singapore. The combined company will be known as Singapore Life Ltd.

The Singlife Model Portfolios are advised by abrtn Asia Limited ("abrtn Asia"), which is licensed to conduct Fund Management and Dealing in Capital Markets Products regulated activities. abrtn Asia is registered with the Accounting and Corporate Regulatory Authority in Singapore (Reg. No. 199105448E) and its business activities are regulated by the Monetary Authority of Singapore.

This document is for information only and does not constitute an offer or solicitation to buy or sell any of the investments mentioned. Singlife nor any officer or employee of Singlife accepts any liability whatsoever for any loss arising from any use of this publication or its contents. This document is confidential and constitutes proprietary information and may not be used other than by the intended recipient. This document may not be reproduced, distributed or published without prior written permission from Singlife. If you have received this document by mistake, please delete or destroy it, and notify the sender immediately.

The views expressed are opinions of abrtn Asia as of the date of this document and are subject to change based on market and other conditions. These opinions are not intended to be a forecast of future events, a guarantee of future results or investment advice. The mention of any individual securities should neither constitute nor be construed as a recommendation to purchase or sell securities, and the information provided regarding such individual securities is not intended to be used to form any basis upon which an investment decision is to be made. Nothing in this document constitutes accounting, legal, regulatory, tax or other advice. Portfolio allocations, holdings and characteristics are subject to change at any time. Any statistics have been obtained from sources abrtn Asia believed to be reliable but the accuracy and completeness of the information cannot be guaranteed. All investments involve risks, including possible loss of principal. Past performance is not necessarily indicative of future performance. The information contained in this document, including any data, projections and underlying assumptions are based upon certain assumptions, management forecasts and analysis of information available as at the date of this document and reflects prevailing conditions and abrtn Asia's views as of the date of this document, all of which are accordingly subject to change at any time without notice and abrtn Asia is under no obligation to notify you of any of these changes.

Recipients should be aware that many of the investment products which may be described in this document involve significant risks and may not be suitable for all investors, and that any decision to enter into transactions involving such investment products should not be made unless all such risks are understood and an independent determination has been made that such transactions would be appropriate. Any discussion of the risks contained herein with respect to any investment product should not be considered to be a disclosure of all risks or a complete discussion of such risks. This document was prepared without regard to the specific investment objectives, financial situation or needs of any investor. You should seek advice from a qualified financial advisor before relying on the information, analyses and opinions for any investment decisions. In the event that investors choose not to seek advice from a financial adviser, investors should consider whether the product is suitable for them.

Unless otherwise stated, performance results do not reflect the deduction of policy charges. It should be noted that performance results will be reduced by policy charges. Investment into the model portfolios are not bank deposits or other obligations, or guaranteed or insured by Singlife or any of their affiliates, or by any local governmental or insurance agency, and are subject to investment risks, including the possible loss of the principal amount invested. Investors should be aware of the risk of exchange rate fluctuations that may cause a loss of principal.

This document is only for the purpose of distribution in Singapore. The information and material presented herein are not directed, intended for distribution to or use by, any person or entity in any jurisdiction or country where such distribution, availability or use would be contrary to the applicable law or regulation or which would subject Singlife to any registration or licensing or other requirement, or penalty for contravention of such requirements within such jurisdiction.

This advertisement has not been reviewed by the Monetary Authority of Singapore.